



A coastal cruising boat that makes sense for our times ..

The Argus E35 combines a high standard of cruising accommodation with abundant performance and good value for money.

The E35 is a fresh update on a proven design from renowned naval architect, Roger Hill. The design is targeted to comfortably and safely explore the thousands of reefs, islands, estuaries and river destinations of the Australian coastline.

A cruising speed of 8 to 16 knots offers flexibility in range and time to destination while the sprint speed of around 20 knots gives a margin of safety for the many bar crossings encountered on the coastline.

The expected fuel consumption of 1 litre per nautical mile (at 12 knots) will provide a median range of 600 nautical miles. A direct run from Brisbane to Mackay (500 nautical miles) will take a couple of days at a cost of less than \$700.

At 10.2 metre waterline length, the displacement hull technology provides an extraordinary smooth ride. Even in the type of rough conditions like the infamous Moreton Bay chop a tunnel clearance of 0.7 metres means that most waves will simply pass under.

The bow, with narrow hulls and a deep forefoot, rises slowly to the chop so the boat slices through the waves rather than bouncing over them. A large reserve buoyancy in the asymmetrical bow and wave breaking nacelle cuts in to carry the boat over the bigger stuff .

With less drag, a higher proportion of engine power goes into driving the boat forward rather than generating a huge wake. This allows lower horsepower engines to easily achieve the designed hull speed. It's good for the fellow boaters, it's great for the foreshore and the environment benefits by burning just enough fuel to get the job done.

The boat is offered in both petrol outboard and inboard diesel configurations with engines in the 60 to 90 HP class.

The Argus E35 is scheduled for display at the 2010 Sanctuary Cove International Boat Show.

SPECIFICATIONS

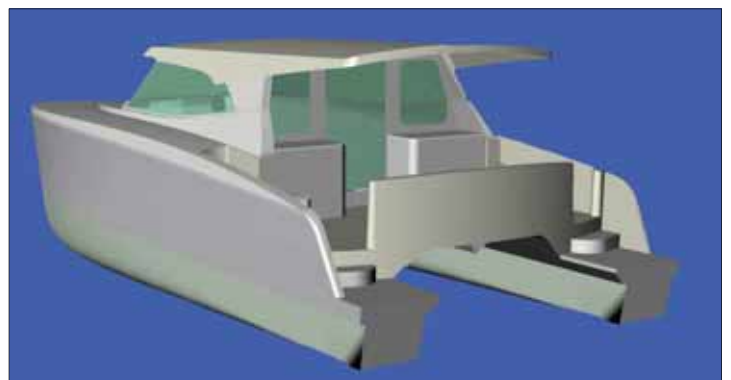

Length Overall	10.65	m
Length Waterline	10.2	m
Beam Overall	4.7	m
Beam Waterline	0.745	m
Draft (Petrol Outboards)	0.6	m
Draft (Inboard Diesels)	0.7	m
Bridgedeck Clearance	0.7	m
Displacement (loaded)	5,100	kg
Cruising Speed	8-16	kn
Maximum Speed (est)	22	kn
Berths	4-6	
Fuel Capacity	600	l
Water Capacity	440	l
Engine HP Range	60 - 90	x 2



Top: Outpost is the first 10.2 metre Roger Hill displacement design built as a one-off vessel using light weight composite panel construction.

Centre: Intrepid followed, and is in charter with Sea Star Cruises, in the Australia's Whitsunday islands.

Bottom: The all-new Argus E35 is an updated design, with an enhanced style and fully moulded construction.



Standard Vessel Configuration

Construction - the vessel is built using a foam-cored fibreglass/resin construction with white gel coat finish. The manufacturing process features a full set of female moulds and CNC machining. Underwater areas use vinyl ester resin with epoxy barrier coat and antifoul paint coating.

Deck - All deck areas and saloon roof are finished in gloss white gel coat with moulded non skid patterns. The forward deck has an electric windlass with anchor mounted into a central nacelle. Two trampoline nets are fitted between the central nacelle and bows.

The aft deck area is accessible from port and starboard boarding platforms through swing gates. A solid surface counter top with an integral icebox is located at the port side of the companionway bulkhead. An aft facing seat is located to starboard. The open plan deck area is ideally suited for patio furniture of the owners choice.

Forward Staterooms - Two identical staterooms have a queen size mattress fitted on a European wood slat base. Ventilation is provided by an overhead hatch and opening portlight. Appointments include LED pelmet lighting, reading lights and a 12 volt fan. There is ample locker storage and provision for an LCD wall mounted TV set.

Head - A head compartment to starboard has a gloss gel coat finish. A solid surface counter top with integral sink is fitted to the port side. Pressurised hot and cold water is fitted for the basin and shower. A quiet flush electric toilet is fitted aft. Ventilation is provided by an overhead hatch and opening portlight.

Galley - The galley to port has a generous 2 metre long solid surface counter top with integral sink. Inboard of the counter top are storage lockers with roller doors. Ventilation is provided by an overhead hatch, opening portlight and 12V fan. The galley is fitted with a two burner gas cook top, a two drawer refrigerator, 240 volt AC outlets and has provision for a convection microwave oven.


Saloon - The saloon has an L shaped dinette to starboard with a fixed table and seating for four adults. A settee to port has a serving shelf mounted on top of the settee back and is accessible from the saloon and the galley. All round 6mm tempered glass gives a panoramic view to outside. An extended brow at the front with vertical oriented glass gives protection from the sun. Ventilation is provided by two overhead hatches, side portlights and aft opening windows.

Helm - A central helm has a bench seat (with TV compartment under) sized for two people. The two hatches above the helm provide outside viewing access when standing on the helm seat. A helm binnacle with sloping desk has ample room for instruments and controls. The counter tops either side of the helm are useful working areas for charts or for working with laptop computers.

Engineering - The vessel is fully equipped for extended cruising with over 500 watts of solar power, a 400 amp hour house battery bank, and advanced refrigeration and freezer systems. An optional solar powered desalination system provides the capability of extended stays away from shore facilities.

The standard 80 horsepower 4-stroke petrol outboard engines provide an excellent level of performance. Inboard diesel engines and other outboard configurations are optionally available.

Contact Argus Boats for further details. All specifications contained herein are subject to change without notice.



OUTBACK MARINE
AUSTRALIA
Argus Boats is a division of
Outback Marine Australia Pty Ltd

Outback Marine Australia Pty Ltd
3/7 Ereton Drive, Arundel QLD 4214
Ph: (07) 5563 9088 Intl: +617 5563 9088
info@argusboats.com.au